

Security Alerts



Security alerts notify you when certain activities take place on your SCU Online account. You can set up alerts to notify you when:

- A computer/browser is successfully registered
- An invalid password attempt is made
- A new user is created
- A change is made to your user profile
- And more

Note: For your protection, you will always be alerted when your login ID or password is changed.

Banking Simplified.

To set up a Security Alert, follow these short steps:

- 1) Click Security under Preferences in the navigation menu, then click Alerts tab.
- 2) Enter the email, phone number, or SMS text number that you would like the security alert to be delivered to.

Note - If you enter more than one channel, the security alert will be sent to all of the channels listed.

Sign Off

Sign Off

Accounts

Overview
History
SCU Online Activity
Credit Card

Transactions

Bill Payment
Funds Transfer
Member 2 Member
View Recurring

Services

Messages
Money Manager
eStatements
eAlerts
Address Change
Check Reorder
Calculate Loan Payoff

Preferences

Account
Security
Mobile Enrollment

Security Preferences
Change your security settings in the fields provided below. Note: Notifications are event-driven and will be delivered when the security event occurs.

Password | Login ID | Secure Delivery | Challenge Code | **Alerts**

Security Alerts
Enter your preferred email and/or phone contact information below. This contact information will be used for Security Alert delivery. If you enter multiple delivery channels, you will receive multiple notifications on the same security event.

Phone Number

SMS Text Number

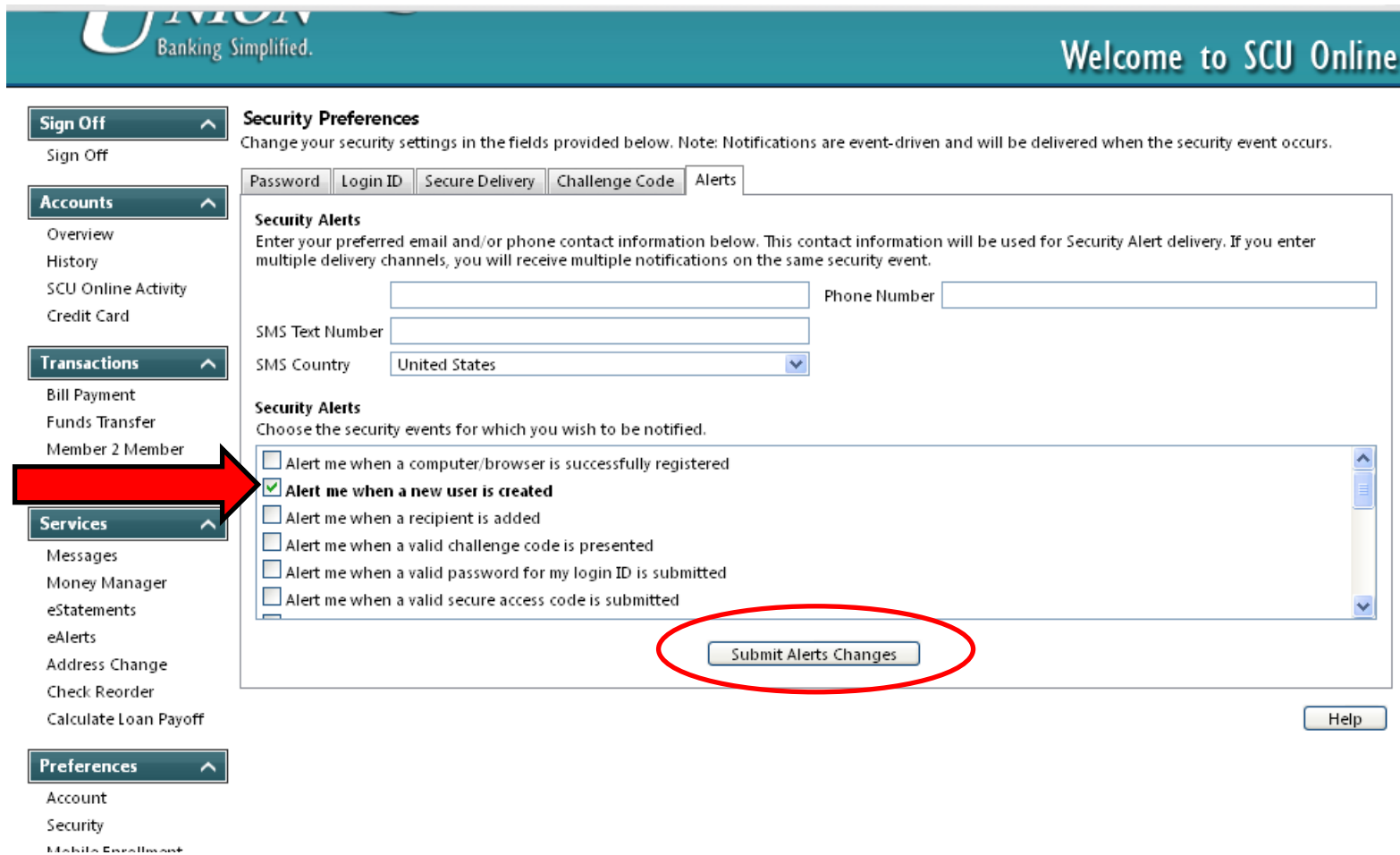
SMS Country

Security Alerts
Choose the security events for which you wish to be notified.


- Alert me when a computer/browser is successfully registered
- Alert me when a new user is created**
- Alert me when a recipient is added
- Alert me when a valid challenge code is presented
- Alert me when a valid password for my login ID is submitted
- Alert me when a valid secure access code is submitted


Security Alert Instructions (continued)


- 3) Click the checkbox next to each event that you would like to receive an alert for. If the box is not checked, you will not receive an alert for that event.
- 4) Click Submit Alerts Changes when finished.





The screenshot shows the SCU Online interface. At the top, there is a teal banner with the SCU logo and the text "Banking Simplified." on the left and "Welcome to SCU Online" on the right. Below the banner is a navigation menu with categories: "Sign Off", "Accounts", "Transactions", "Services", and "Preferences". The "Security Preferences" section is active, showing tabs for "Password", "Login ID", "Secure Delivery", "Challenge Code", and "Alerts". The "Alerts" tab is selected, displaying "Security Alerts" settings. The "Security Alerts" section includes fields for "Phone Number", "SMS Text Number", and "SMS Country" (set to "United States"). Below these fields is a list of security events with checkboxes. The checkbox for "Alert me when a new user is created" is checked, and a red arrow points to it. The "Submit Alerts Changes" button is circled in red. A "Help" button is located at the bottom right.

Sign Off 
Sign Off

Accounts 
Overview
History
SCU Online Activity
Credit Card

Transactions 
Bill Payment
Funds Transfer
Member 2 Member

Services 
Messages
Money Manager
eStatements
eAlerts
Address Change
Check Reorder
Calculate Loan Payoff

Preferences 
Account
Security
Mobile Enrollment

Security Preferences
Change your security settings in the fields provided below. Note: Notifications are event-driven and will be delivered when the security event occurs.

Password Login ID Secure Delivery Challenge Code Alerts

Security Alerts
Enter your preferred email and/or phone contact information below. This contact information will be used for Security Alert delivery. If you enter multiple delivery channels, you will receive multiple notifications on the same security event.

Phone Number

SMS Text Number

SMS Country

Security Alerts
Choose the security events for which you wish to be notified.

- Alert me when a computer/browser is successfully registered
- Alert me when a new user is created
- Alert me when a recipient is added
- Alert me when a valid challenge code is presented
- Alert me when a valid password for my login ID is submitted
- Alert me when a valid secure access code is submitted